

# Using the Brainier Mobile App

## Getting Started

You must have an existing Bloom account on Brainer to use the mobile app to access courses. Go to the [Account Registration](#) page if needed.

1. Add your **name, email address, password** and other information.
2. Enter your **Group Code. (BLCL01)**
3. Answer a few key questions and click **Submit**.

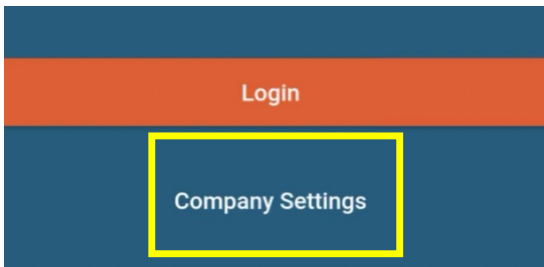
## Download the App

The **Brainier mobile app** is available in the Apple App store and Google Play.

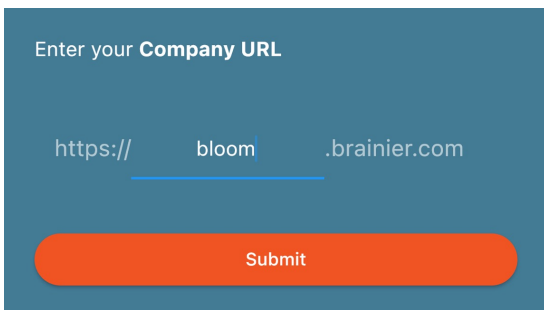
## Logging In

The first time you access the app, you need to enter your **Company Settings**.

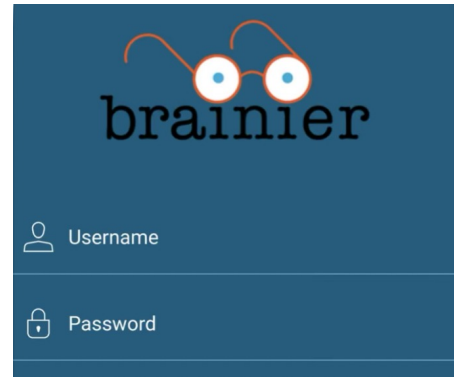
1. Tap on **Company Settings** on the home screen.



2. Enter **bloom.brainier.com** as your **Company URL** and click **Submit**.



3. Return to the home screen and enter your **Bloom username and password**.



4. Now you can watch your Bloom courses on the go.

